

Mobile Phone Policy



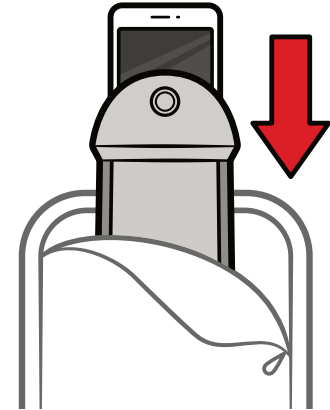
When Arriving at School



Turn mobile phone off.



Unlock empty Yondr pouch using an unlocking base at school entrance(s).




Place phone inside pouch, lock it and store securely.

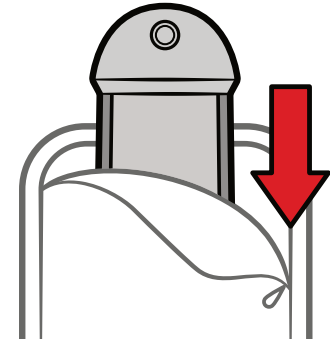
When Leaving School



Unlock Yondr pouch using an unlocking base at school exit(s).



Remove phone from pouch.



Close empty pouch and place in backpack, ready for next day.

FAQs

- **What if a student needs to leave school early?**
In the event that a child needs to leave school prior to the end of the school day the child will unlock their pouch as they exit the school. This includes senior students. If a student forgets to unlock their pouch an unlocking station is available in Kiewa Street, 24 hours a day, seven days a week.
- **What if you need to contact a student during school hours?**
If a parent/carer needs to contact a student at school as a result of an emergency, they are required to call the school's main office and a written message will be sent immediately to the student.
- **What if a student does not comply with the Mobile Phone Policy?**
Disciplinary action may be required, which includes confiscation of the mobile phone, parents/carers attending the school to collect the phone and the student being banned from bringing the mobile phone to school. For more information on this please refer to page 3 of the Mobile Phone Policy document which can be found on the AHS website.

This is how we do it here.